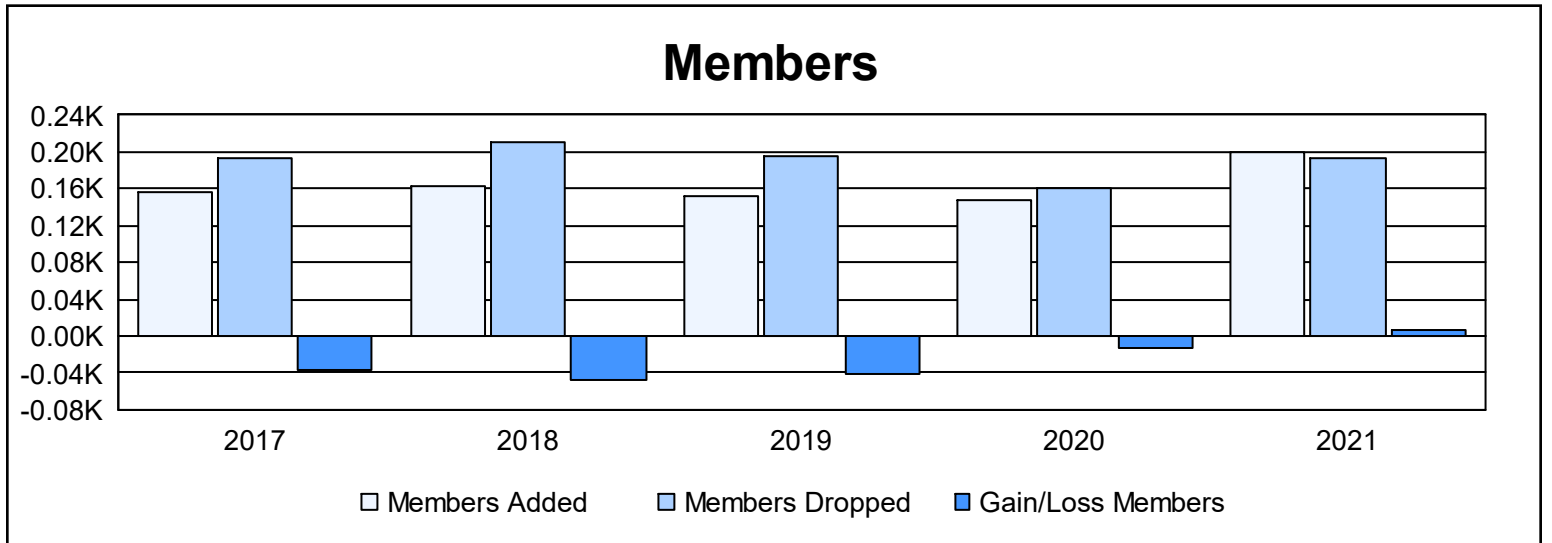
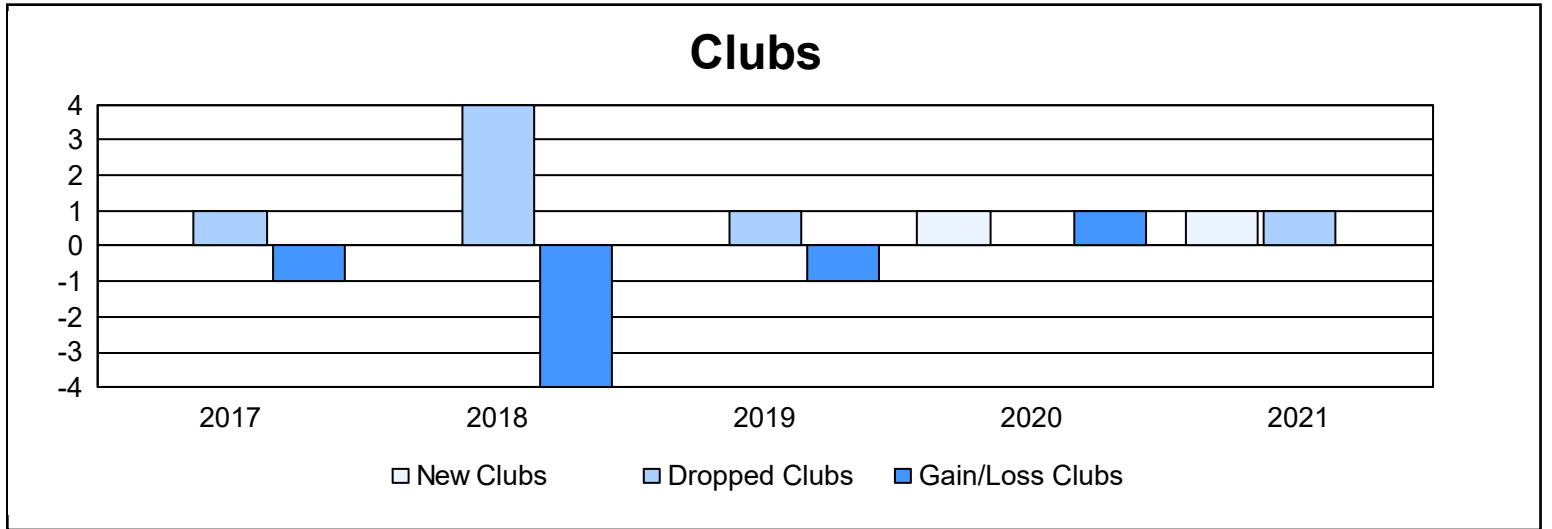
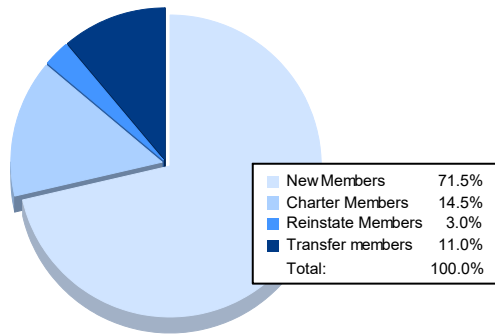


| Year | New Clubs | Dropped Clubs | Gain/ Loss Clubs | New Members | Charter Members | Reinstate Members | Transfer Members | Total Member Added | Total Members Dropped | Gain/ Loss Members |
|----------------|-----------|---------------|------------------|-------------|-----------------|-------------------|------------------|--------------------|-----------------------|--------------------|
| 2016-2017 | 0 | 1 | -1 | 136 | 1 | 6 | 14 | 157 | 193 | -36 |
| 2017-2018 | 0 | 4 | -4 | 128 | 2 | 8 | 25 | 163 | 210 | -47 |
| 2018-2019 | 0 | 1 | -1 | 124 | 2 | 8 | 19 | 153 | 195 | -42 |
| 2019-2020 | 1 | 0 | 1 | 105 | 26 | 4 | 12 | 147 | 161 | -14 |
| 2020-2021 | 1 | 1 | 0 | 143 | 29 | 6 | 22 | 200 | 193 | 7 |
| Average | 0 | 1 | -1 | 127 | 12 | 6 | 18 | 164 | 190 | -26 |



Membership Composition June 2021 Cumulative



Gender Composition June 2021 Cumulative

